


- ✓ QUV chamber test up to 3000 hours
- ✓ Observation & record in every 500 hours


NEWTECHWOOD ULTRASHIELD® 500 HRS: DELTA E: 0.65 -1.25




Model: US01.
After 500 h test, Gray Scale=4-5, $\Delta E^*=0.65$



Model: US02.
After 500 h test, Gray Scale=4-5, $\Delta E^*=1.25$.




Model: UH02.
After 500 h test, Gray Scale=4-5, $\Delta E^*=0.83$.



Model: UH07.
After 500 h test, Gray Scale=4-5, $\Delta E^*=1.23$.


ULTRASHIELD® 1000 HRS: DELTA E: 0.92 -1.41



Model: US01.
After 1000 h test, Gray Scale=4-5, $\Delta E^*=0.92$



Model: US02.
After 1000 h test, Gray Scale=4-5, $\Delta E^*=1.33$.




Model: UH02.
After 1000 h test, Gray Scale=4-5, $\Delta E^*=1.09$.



Model: UH07.
After 1000 h test, Gray Scale=4-5, $\Delta E^*=1.41$.


ULTRASHIELD® 1500 HRS: DELTA E: 1.45 -1.63




Model: US01.
After 1500 h test, Gray Scale=4, $\Delta E^*=1.51$



Model: US02.
After 1500 h test, Gray Scale=4, $\Delta E^*=1.60$




Model: UH02.
After 1500 h test, Gray Scale=4, $\Delta E^*=1.45$




Model: UH07.
After 1500 h test, Gray Scale=4, $\Delta E^*=1.63$


ULTRASHIELD® 2000 HRS: DELTA E: 2.55 –3.54




Model: US01.
After 2000 h test, Gray Scale=3-4, $\Delta E^*=2.55$



Model: US02.
After 2000 h test, Gray Scale=3, $\Delta E^*=3.54$




Model: UH02.
After 2000 h test, Gray Scale=3, $\Delta E^*=3.16$




Model: UH07.
After 2000 h test, Gray Scale=3, $\Delta E^*=3.21$


ULTRASHIELD® 2500 HRS: DELTA E: 2.72 -3.63




Model: US01.
After 2500 h test, Gray Scale=3-4, $\Delta E^*=2.72$




Model: US02.
After 2500 h test, Gray Scale=3, $\Delta E^*=3.63$



Model: UH02.
After 2500 h test, Gray Scale=3, $\Delta E^*=3.31$




Model: UH07.
After 2500 h test, Gray Scale=3, $\Delta E^*=3.47$



Model: US02, Part showed some color change. There was no other visible surface damage. After 3000 hours test, $\Delta E^*=3.75$ Gray Scale 3.

Model: UH02, Part showed some color change. There was no other visible surface damage. After 3000 hours test, $\Delta E^*=3.56$ Gray Scale 3.




Model: UH07, Part showed some color change. There was no other visible surface damage. After 3000 hours test, $\Delta E^*=3.64$ Gray Scale 3.

Model: US01, Part showed some color change. There was no other visible surface damage. After 2500 hours test, $\Delta E^*=2.72$ Gray Scale 3-4.

SUMMARY

Tested in a QUV chamber for 3000 hours, experts say no visible colour change can be observed at a Delta E < 5.0


Model: UH07




After 500 hours test, Grey Scale 4-5, $\Delta E^* = 1.23$




After 1000 hours test, Grey Scale 4-5, $\Delta E^* = 1.41$



After 1500 hours test, Grey Scale 4, $\Delta E^* = 1.63$



After 2000 hours test, Grey Scale 3, $\Delta E^* = 3.21$



After 2500 hours test, Grey Scale 3, $\Delta E^* = 3.47$



After 3000 hours test, Grey Scale 3, $\Delta E^* = 3.64$

For more information:

VIC, TAS, SA



25 Gaine Road
Dandenong VIC 3175
T: (03) 8769 7111
E: ntw.vic@brittontimbers.com.au

ALL OTHER STATES – WA, QLD, NT



Head Office
24 Tichborne Street
Cockburn Central, WA 6164
T: (08) 9494 1051
E: info@urbandirectwholesale.com.au

Websites: www.newtechwood.com.au
www.urbandirectwholesale.com.au