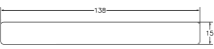



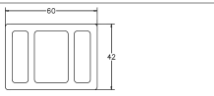
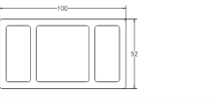
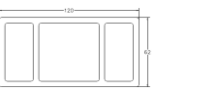


# SCREENING SPECIFICATION TABLE

Profile	Profile Code	Dimensions	Length	Finish	Double Sided	Max Span	Fixing Method	Weight P/LM	Stocked	Stocked Colours	MOQ FOR NON STOCKED PROFILES & COLOURS
	US06	138mm x 15mm	4.88	H6 / H1	Y	800	Screw Fix	2.421	Y	Ipe,Teak, Antique, Silver Grey, Pilbara, Walnut	280
	US36	70mm x 17mm	5.4m	H1 / H1	Y	900	Screw Fix	1.2kgs	Y	Ipe,Teak, Silver Grey	280
	US07	138mm x 23mm	4.88	H6 / H1	Y	900	Screw Fix	3.5kgs	Y	Ipe,Teak, Antique, Silver Grey, Walnut	140
	UH55	56mm x 30mm	5.4m	H1 / H1	Y	900	Screw Fix	1.2	Y	Ipe /Oak	170
	UH17	60mm x 42mm	5.4m	H1 / H1	Y	1200	Screw Fix	1.4kgs	Y	Ipe	112
	UH25	100mm x 52mm	5.4m	H1 / H1	Y	1350	Screw Fix	2.3kgs	Y	Ipe	100
	UH26	120mm x 62mm	5.4m	H1 / H1	Y	1500	Screw Fix	2.7kgs	N		240

**NOTE: PLEASE BE AWARE THAT BOARD WIDTHS MAY VARY + OR – 2mm.**  
Please visit [www.newtechwood.com.au](http://www.newtechwood.com.au) for more information.